



OPERATION LONDON BRIDGE

Death of Senior National Figure



Marking the Death

- The Sovereign
- Members of the Royal Family
- P.M. or Former P.M.
- Serving MP
- Mayor / Council Leader
- Other Prominent Person



Operational Code Names

- Hyde Park Corner – HM King George VI Communication Code
- Hope Not – Sir Winston Churchill planning 1953
- Tay Bridge – HM Queen Mother planning 1953
- London Bridge – HM the Queen planning 1960
- Forth Bridge – HRH The Duke of Edinburgh planning 1960
- Menai Bridge – HRH The Prince of Wales planning 1968



Types of Funerals


- State Funeral
HM King George VI
- Ceremonial Royal Funeral
Diana Princess of Wales
- Non-ceremonial Royal Funeral
HRH The Duke of Windsor
- Ceremonial State Funeral –
Margaret Thatcher



National Mourning Time Table

- D Day = Date of Death
- D+1 = * Proclamation Day (London)
- D+2 = * Proclamation Day
- D+7 = Middle Sunday – Civic Services
- D4-6 to D9 = Lying in State
- D10 = Date of Funeral

* Sovereign only



Council Services

- Business as usual, mixed with grief
- Instigate your Action Plan
- Public Holiday

Protocol Guidance

- Council Services
- Time Table
- Flags
- Condolence Books
- Church Services
- Flowers

Council Service

Web Page

Events & Meetings

Dress Code

Proclamation

Web Page

Change	Include	Include
Change Front Page – to include a picture of deceased	Include sympathetic message from Mayor / Chairman	Include additional Tabs



Meetings & Events

Careful Thought - Respect

Mood of the Nation


Cancellation / Reschedule

Insurance Cover

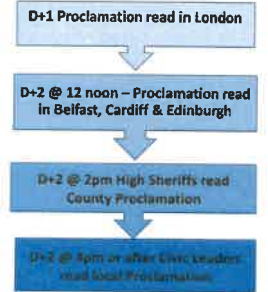
SENSITIVITY

DRESS CODE

- What is Appropriate
- Who is the Code Applicable too?
- Black Ties / Arm Bands
- Rosettes / Ribbons
- Mayoral / Chairman Chain & Mace



Proclamation



Local Proclamation

- Who will read it?
- Location to read it from?
- Who to invite?
- Arrangement to publicise
- Who will form platform party?



Flags

- Union Flags on vertical flag pole at Half Mast or flown with cravat on angled flag pole
- Returning to Full Fly for Proclamation



Flags & Proclamation

- Day 1 - Flags at Half Mast
- Day 1 - Days at Half Mast until 12am
- Day 2 - At 12pm Flags flown at Full Mast for the Proclamation
- Day 2 - At 12pm Flags return to Half Mast - until end of Proclamation
- Day 3 - Local Proclamation then Flags return to Half Mast
- Day 4 with D+11 - At 9.30am day following funeral flags return to Full Mast as are removed



Condolence Books

- Are you providing books
- What type & style
- Where will these be open
- Portraits
- What to do with the books

Portraits



Church Services

- Liaise with local clergy NOW
- Check with them what is planned across the Diocese
- Mid Sunday – Civic Service?
- Eve of Funeral – Parish Service

Flowers / Donations



- Where are flowers to be laid
- Do you have a defined area
- Keep access ways free
- No plastics / cellophane
- Removal dates
- Composting & Tree planting

What happens next ?

- Condolence Books are archived
- Letter to Private Secretary
- Flowers are Composted
- Tree planting; consider site / type
- Royal Portraits remain with Mourning Ribbon for one month, then hung in Chamber / meeting room
- **Prepare and budget for the Coronation!**

Suppliers

- Portraits – www.royalimages.co.uk – mike@royalimages.co.uk
- Easel – local art shop
- Ties – Spurcroft Civic - tom@spurcroft-civic.co.uk
- Arm Bands – www.vanessatreasure.co.uk
- Condolence Books/ Folders & paper – good stationary shops
- Ribbons – haberdashery shop / department
- Mourning Bags – (Google 'Black Jewellery pouch')
- Rosettes – <https://toykenningandspencer.co.uk/shop/>
- Flag cravats – Florist Ribbon



Thank you

Any questions ?